

Term 2 Newsletter 2019 – 2020



**Notton
House**
ACADEMY

Message from Michelle Reysenn – Headteacher

Well what a wonderful term we have had here at Notton House Academy. The school site, classrooms, care areas, and buildings, are looking better than ever, with so many improvements term on term. We are soon to have a new climbing wall situated on the field, and we are adding some light tubes to the sensory rooms.

Pupil voice is so very important to us. During the student council meetings, pupils have asked for an outdoor trim trail, and a new astro turf pitch or hard court play area. Our Chief Finance Officer for Learn@ MAT, Rebecca Watkin, is helping us write a lottery bid for this. We are also hoping to win the green token fundraising scheme through Tesco, so we can create a better sensory/ quiet garden.

Our weekly winners are enjoying spending Friday mornings in the new cinema room (instead of going to lessons), and pupils on Marden and Fox Talbot, are developing their independent living skills now that they have a newly fitted kitchen.

All of these things are, of course, not free or even cheap, so that is why we aim to ensure all staff and pupils follow the core values of Safety, Kindness, and Respect, at all times. If damage is caused, then all of these improvements cannot happen.

In respect to vouchers for points awarded, these will be reduced if any of the core values have been broken on more than one occasion: having your mobile phone during school time, incorrect uniform, leaving the site, refusing to do work in class, causing damage, verbal or physical abuse etc. We want all of our young people to become polite and caring adults when they leave Notton, so that they can lead healthy, independent lives.

Finally, a huge thank you to all staff, pupils, friends, visitors, the local community, and of course, the families of our young people, who help us on our journey, supporting pupils in being the best that they can be.

Have a lovely Christmas and a peaceful New Year!

Best Wishes,

Michelle



WINNERS

Attendance

100%

Bennito D	JK H
Dylan C	Leo D
Rio E	Ruben G
Lee G	Ben H
Joshua I-F	Brandon L-E
Haruun M	Cayden M
Junior M	Tyler N
Maty O	Caleb S
Jack S	Drew T-W
Cody U	Connor W
Harry W	

95%

Jack J	Kaydon M
Reagan M	Thomas P

Subject Winners

English – Reagen M
Maths – Lee G
Maple – Joshua IF
Oak – Jack J
Middle 1 – Cody U
Middle 2 – Caleb S
PE – Turrell F
Food Tech – Tyler N
Art – Jack J
DT – Maty O'L
PSHE – Harry
Outdoor Ed –
SMSC – JK H
Humanities – Brandon L-E
Lego Group – Ruben G & Cayden M
SLCN – Junior M & Cody U
Literacy – Cody U
Science – Maty O

The Top Point Scorers

Ben H - 7058
Haruun M - 6696
Reagen M - 6851
Lee G - 5672
Harry W - 4950
Rio E - 4883
Jack J - 4849
Cayden - 4784



Care Area Winners

Marden – JK-H
Clifton – Caleb S
Avon – Maty O
House 1 – Reagen M
House 2 – Lee G

Green Token Winners

JK H	Junior M
Connor W	Leo D
Harry W	Reagen M
Kaydon M	Ruben G






Primary - Maple Class

The students in **Maple Class** have been extremely creative this term. The classroom is now beautifully decorated and colourful as a result of their hard work and effort.

Armistice Day

We engaged in World War I history by dressing up in genuine soldiers' clothing (kindly provided by the Kingswood Heritage Museum) and by writing acrostic poems, creating a display of guns, poppies, crosses and gas masks, building a trench of key words and compiling an Armistice Day facts board.




We also had some home-baked poppy buns as a treat!



Maple Class is thrilled to welcome Tanny and Vas, our new Greek Learning Facilitators, who are very popular with our students; therefore, in their honour, we decided to have a **Greek Gods Day!** The students pretended to be Zeus, Poseidon and Hades, learned all about the Greek Gods on Mount Olympus and created some beautiful shields.

Anna, Tanny and Vas would like to wish all our boys and their families a very enjoyable Christmas. We hope you have a restful and peaceful break and we look forward to seeing everyone in **2020**.




Primary – Oak Class

This term has been really **Eggciting** in Oak class. We have been learning how to care for and hatch our own Buff Orpington chicks.



We have enjoyed watching the chicks hatch, grow and develop. We have learnt to be responsible by taking turns to feed, clean and play with them. They have also helped us in our learning, inspiring us to use adjectives, verbs and nouns to write an acrostic poem in Literacy.



We enjoyed discovering new things during our visit to 'We are Curious.' The Planetarium was amazing, we travelled through space and spent time learning about the Solar System.

Our favourite part of We are Curious was the sensory sand and the biggest bubbles in the world!



Our focus in Numeracy this term has been measurement. We have chosen appropriate standard units to estimate and measure and have found different combinations of coins to make amounts of money. We have also solved real life practical problems using money, including giving change.

What an amazing Term we have had in Oak Class. Our boys have been fabulous, we are very proud of you! Have a lovely Christmas...

From Amy and Sarah



Class 7/8N

This term our class have been focusing on adjectives and similes in our literacy lessons and our boys are showing their ability with their great imaginations and knowledge.

We have been focusing on increasing our knowledge with time and money in Maths, be that calculating the correct change from transactions or becoming more prompt with telling the time using a clock face.

In SMSC we've been studying Egypt, writing using hieroglyphs, learning about life in Egypt and even making our own 3D pyramid and sarcophagus models!

In Outdoor Ed we've been on many adventures, including geocaching, finding lots of goodies around the Foxham area, going ice skating and exploring more wild places like Heaven's Gate.

Our swimming lessons are going amazingly well and our whole class is making us proud of their determination to develop and improve their skills in the pool.



Middle School News

The Vertical Middle School group is delighted to share with you details about all the exciting ways we have been learning and the extracurricular activities that we have done. This term 'spelling and phonics' has been a real success. Our students have engaged really well with their learning and many of them have been awarded 'student' of the week for their endeavours. Well done to Cody and Brandon for the efforts in spelling. And congratulations to Thomas and Junior for the work that they have put into their 'phonics' with myself and Jane.



Outdoor Education has been great fun this term seeing the group take to their bikes for a jaunt across the countryside with regular trips to 'Lacock Village'. For some, this was the very first time on a bike in a long time. And for one individual, his first ever time on the road. They all showed great resilience, communication, teamwork and health and safety awareness. Fond memories, particularly driving through the 'ford' and getting totally soaked, and the time we found a massive 'slow worm'.



Middle School has been doing its bit for the environment and has been planting trees over the school grounds. The group have planted rows of 'Silver Birch', 'Rowan' and 'Cherry' tree alongside the allotment. Particular thanks to Brandon, Thomas, Dylan and Junior for this.



Year 11

What a busy term! The year 11s have had lots to keep them busy since September. In English and maths they have started to turn their attention to preparing for exams. In maths, this has involved finding out what topics need to be recapped. In English, the boys have been working on getting their 'speaking and listening' finished and then focusing on exam techniques.



 All year 11 have either met with our Careers Advisor, Jo Newman, or have had conversations regarding their futures. We have had several college visits and applications and one interview. Jo and I, along with many other staff at Notton, will continue to support the year 11 up to and beyond next September to ensure they are making a successful transition to post-16.

I wish the group a restful Christmas break and hope they return healthy and happy in the New Year for a couple more terms of continued hard work and progress as they move towards the exam period.



Specimen Papers Set 2	Paper Reference
Time: 1 hour 30 minutes	1MA1/1F
<p>You must have: Ruler graduated in centimetres and millimetres, protractor, pair of compasses, pen, HB pencil, eraser.</p>	
Total Mark	

Instructions

- Use **black ink** or ball-point pen.
- **Fill in the boxes** at the top of this page with your name, centre number and candidate number.
- Answer **all** questions.
- Answer the questions in the spaces provided – *there may be more space than you need.*
- **Calculators may not be used.**
- Diagrams are **NOT** accurately drawn, unless otherwise indicated.
- You must **show all your working out.**



Information

- The total mark for this paper is 80
- The marks for each question are shown in brackets
– use this as a guide as to how much time to spend on each question.

Advice

- Read each question carefully before you start to answer it.
- Keep an eye on the time.
- Try to answer every question.
- Check your answers if you have time at the end.





Rocket League / Esports

Our first game of the season resulted in our best win to date. 24 – 0 against North East Futures UTC. The matches were really great fun to watch and the boys were communicating well and encouraging and supporting each other throughout the entire fixture. The Notton Esports team went on to win their pool and progress to the knockout stages (quarter finals). Unfortunately, this is where the National Championships stopped for us as we played an older, more experienced sixth form college team. We will re-start the National Champs at the end of January 2020.



To fill the gap, we have been playing an inter school tournament on Rocket league this week and this will finish in the second week back in the New Year. There will be gaming vouchers for the top two teams and a trophy up for grabs for the overall winners.

Group G

Team	Played	Won	Lost	Drawn	For	Against	Diff	Streak	Points
 NortonHouseAcademy 1	3	3	0	0	9	0	9	3	9
 Chesterfield Conquerors	2	2	0	0	6	0	6	2	6
 Confirmed	3	2	1	0	6	3	3	1	6
 UTCReading 3RL (X)	4	0	4	0	0	9	-9	0	0
BYE	4	0	4	0	0	9	-9	0	0

Remember Remembrance

Amazing art work displayed in reception to remember those who fought in wars and conflicts across the globe.




Armistice Day Activities

Pupils in Maple Class dressed up in clothes from the First World War and learnt more about Armistice Day.




Vibrant Displays!

The displays keep getting better and better across the school, celebrating learning, and developing vocabulary.



Ice Skating and Tractor Fun with Middle School

A lovely afternoon out at Whitehall for middle school with Helen and Steve.



Middle School Trip to Heaven's Gate!

Helen and Steve had a lovely afternoon of well-being at Heaven's Gate, Warminster, with pupils in year 7 and 8.



A new kitchen for Marden!

Pupils on Marden can now develop their home cooking skills as they have a brand new kitchen, complete with oven, hob, and a fridge-freezer.




A Lego House for EGG Sheeran!

Pupils in lower school really love caring for the newborn chicks. They have named all five of them. Egg Sheeran is loving his lego house!



New Carpets for Primary Classes!

Both classrooms in lower school now have new carpets ready to start term 2. Their classrooms were painted over the summer holidays, so the new carpet makes these rooms look fresh, clean, and a great space for learning!



Cozy Cinema Room

Pupils at Notton House now have a Cinema Room, with comfy sofas, LED lighting, and a giant screen. Every week, the winner for each tutor group will have the opportunity to watch a film, instead of going to lessons! What a treat!



Dress like an Elf for Dementia Awareness

Today, staff and pupils dressed up like an elf to raise awareness of Dementia, and also to raise money.

Look at the great photos.



Homemade decorations

Staff have been busy this week making beautiful decorations for the classrooms. How amazing are these?!



Christmas Biscuits - YUMMY!



Pupils are loving making Christmas biscuits and mince pies in food technology with Ron. Leo is very pleased with the outcome of his efforts. And I can confirm that they taste DELICIOUS!!!

Christmas Time at Notton House

Every care area and classroom is looking so festive. Staff have made such great efforts to bring the Christmas feeling into Notton for the boys.



A Giant Gingerbread House



Our very own gingerbread house! Take a look at how busy the Notton Elves have been during the night, making a gingerbread house for Nikki in admin, and also, decorating Michelle's office door!




CREATIVE ARTS





Learning Support



Lego Based Therapy

Students work in groups of two or three taking on the role(s) of either the engineer, the supplier or the builder.

My job title is...

Engineer

My role is...

To look at the instructions and tell the rest of the group which bricks they should be using and where they should go.



My job title is...

Builder

My role is...

To follow the instructions that I have been given by the Engineer and put the pieces together



My job title is...

Supplier

My role is...

To find the bricks that I have been asked to look for by the engineer and give them to the builder



Aims of Lego Group include:

- Turn taking
- Encouraging students to work together
- Communication skills
- Promotes problem solving
- Supports listening skills
- Encourages joint attention
- Helps them to learn a range of concepts such as positional language, colour, shape, size
- Being able to use their describing skills to communicate effectively



Students have enjoyed this group.



Smart devices promise to make our lives easier. And in many cases - they do. But these new technologies present risks too. Whether you're using a digital assistant to record your shopping list or you're controlling your lights through a smart system, many smart functions can be 'hacked' and controlled by someone outside your home. This guide will help you identify some of the ways you can stay alert and protect yourself.

1

KNOW THE RISKS

The success of any smart device relies on it communicating with other devices using the Internet. It's an unavoidable part of using smart devices, but it does expose you to numerous risks. Attackers could use the Internet connection to steal your data for identity fraud or to make unauthorised purchases through your devices. There is even potential for more sinister exploitation, such as child grooming or cyber-bullying.

2

WHAT IS THE INTERNET OF THINGS?

This is the term given to all the devices connected to the Internet in your home. It includes a new digital doorbell connected to your smartphone, your kettle that boils when you tell it to on your tablet or your heating that comes on when you swipe on your smart watch. The Internet of Things (IoT) is designed to make life easier, but it also opens up your home network to potential cyber-attacks. It doesn't mean you can't enjoy the benefits, but it does mean being aware of the potential negatives.

4

SECURE YOUR DEVICES

If you do use apps on your smartphone to control devices in your home, make sure your smartphone is secure. At the very least makes sure the pin function is enabled, as well as any biometric authentication you have. Where possible, it's also a good idea to download some anti-virus software for your smartphone.

5

KEEP YOUR SOFTWARE UP TO DATE

Manufacturers constantly update and improve software used in smart devices. Some will automatically alert you to an update, but not all do. To be on the safe side, it's a good idea to set reminders in your calendar. Check the manufacturer's website for any updates and run them if necessary.

CHECK ENCRYPTION SETTINGS

Whenever data is sent over the Internet, it is 'encrypted'. This makes it harder to read if it's intercepted. You should look to use a strong encryption setting, such as WPA2, rather than WPA or WEP. Again, you can check your router manual for how to do this.

3

RENAME THE 'GATEWAY' TO YOUR HOME

Your Internet router is the virtual gateway to your home network. It needs protecting. To do this, you should change the default name (the SSID) and password. You can usually find steps to do this in the instruction manual. Don't use your family name. Choose something more obscure. Make the password complicated too, using upper and lower-case letters, numbers and symbols. Do this for your router and any other smart devices connected to the Internet.

6

14 Top Tips To Get Smart About The DEVICES In Your Home



National Online Safety®



7

USE A SEPARATE NETWORK FOR GUESTS

If your router has a feature that allows you to set up a separate network for guests, you should use it. That way, when guests use your Wi-Fi they won't have access to your devices.

TRUST YOUR INSTINCTS

If you ever feel something is wrong or your network is being exploited, visit the manufacturer's website or ring their technical support department. It's better to be safe than sorry.

10

UPDATE SOFTWARE

Manufacturers constantly update and improve software used in smart devices. Some will automatically alert you to an update, but not all do. To be on the safe side, it's a good idea to set reminders in your calendar. Check the manufacturer's website for any updates and run them if necessary.

11

SAY GOODBYE TO SIRI AND ALEXA

It's a good idea to change the activation words on your smart devices so they are unique to you and your family. This makes it that much harder for people to break into your smart devices.

8

DEACTIVATE ANY UNNECESSARY FEATURES

Though it's a fun idea, you probably don't need to control your kettle from outside the house. In fact there are often many unnecessary features included on smart devices. Where possible, you should look to disable these. Doing so reduces the ability for people to hack your devices. And, when someone sees you've actively taken steps to increase security, they're less inclined to try to compromise them.

9

12

BUILD A WALL

You could also purchase a dedicated 'firewall' device. This is something that plugs into your network and stops cyber threats reaching your router. Some routers do have a firewall element included, but they are no replacement for the real thing. A firewall device thoroughly analyses information coming into and out of your network and helps stop malicious attacks. A security device is strongly recommended to anyone who works from home or deals with sensitive information.

13

SECURE YOUR SMARTPHONE

If you do use apps on your smartphone to control devices in your home, make sure your smartphone is secure. At the very least makes sure the pin function is enabled, as well as any biometric authentication you have. Where possible, it's also a good idea to download some anti-virus software for your smartphone too.

14

REGULARLY AUDIT YOUR DEVICES AND CONSOLES

Every now and then you should check through all of your smart devices (including games consoles connected to the Internet). Turn them off at the mains and disconnect them from the Internet. In fact, it's good practice to disconnect any devices that aren't in use. It's a small thing but really does help. Even when you think a device might be in sleep mode, if it's connected to the Internet it could still be listening or streaming data.

Meet our expert

Emma Davis was a secondary school Computer Science teacher for more than decade. Since leaving education, she has been working in a cyber security firm delivering cyber awareness training to businesses and carrying out network testing. She is a mother of a five-year-old, she's had vast experience of controlling and managing how children access online services and use apps.



SOURCES: <https://www.ncsc.gov.uk>, <https://www.getsafeonline.org>

Please can I remind all families of the uniform policy:-



Uniform:

School Uniform

A compulsory Notton House polo shirt (Royal Blue)

A compulsory Notton House sweatshirt (no hood) or grey fleece

Black or Grey Trousers (No tracksuit bottoms allowed except for P.E. lessons)

Black Shoes (no other colours permitted)



P.E. Kit

Students are permitted to wear their own PE kit but this must not include items with large logos.

Trainers (no black soles are permitted for indoor P.E. lessons)

Trousers can be purchased from supermarkets such as ASDA or Tesco.

School polo shirts, sweatshirts and fleeces are available for purchase directly from school. All the garments offer excellent value for money and are made from hard wearing, machine washable fabrics, embroidered with our logo.

Price List

Item	Size	Cost
Polo Shirt	9/10, 11/12	£6.50
Polo Shirt	S/M/L	£8.50
Sweatshirt	12/13	£7.00
Sweatshirt	S/M/L/XL	£8.50
Fleece	Youth L/XL	£11.00
Fleece	S/M/L/XL	£13.70

ACADEMIC CALENDAR 2019-2020



School Holiday



Bank Holiday



Pupil Day



Inset Day



Pupil Inductions/Annual

September 2019						
Mon		2	9	16	23	30
Tue		3	10	17	24	
Wed		4	11	18	25	
Thu		5	12	19	26	
Fri		6	13	20	27	
Sat		7	14	21	28	
Sun	1	8	15	22	29	

October 2019						
Mon		7	14	21	28	
Tue	1	8	15	22	29	
Wed	2	9	16	23	30	
Thu	3	10	17	24	31	
Fri	4	11	18	25		
Sat	5	12	19	26		
Sun	6	13	20	27		

November 2019						
Mon		4	11	18	25	
Tue		5	12	19	26	
Wed		6	13	20	27	
Thu		7	14	21	28	
Fri	1	8	15	22	29	
Sat	2	9	16	23	30	
Sun	3	10	17	24		

December 2019						
Mon		2	9	16	23	30
Tue		3	10	17	24	31
Wed		4	11	18	25	
Thu		5	12	19	26	
Fri		6	13	20	27	
Sat		7	14	21	28	
Sun	1	8	15	22	29	

January 2020						
Mon		6	13	20	27	
Tue		7	14	21	28	
Wed	1	8	15	22	29	
Thu	2	9	16	23	30	
Fri	3	10	17	24	31	
Sat	4	11	18	25		
Sun	5	12	19	26		

February 2020						
Mon		3	10	17	24	
Tue		4	11	18	25	
Wed		5	12	19	26	
Thu		6	13	20	27	
Fri		7	14	21	28	
Sat	1	8	15	22	29	
Sun	2	9	16	23		

March 2020						
Mon		2	9	16	23	30
Tue		3	10	17	24	31
Wed		4	11	18	25	
Thu		5	12	19	26	
Fri		6	13	20	27	
Sat		7	14	21	28	
Sun	1	8	15	22	29	

April 2020						
Mon		6	13	20	27	
Tue		7	14	21	28	
Wed	1	8	15	22	29	
Thu	2	9	16	23	30	
Fri	3	10	17	24		
Sat	4	11	18	25		
Sun	5	12	19	26		

May 2020						
Mon		4	11	18	25	
Tue		5	12	19	26	
Wed		6	13	20	27	
Thu		7	14	21	28	
Fri	1	8	15	22	29	
Sat	2	9	16	23	30	
Sun	3	10	17	24	31	

June 2020						
Mon	1	8	15	22	29	
Tue	2	9	16	23	30	
Wed	3	10	17	24		
Thu	4	11	18	25		
Fri	5	12	19	26		
Sat	6	13	20	27		
Sun	7	14	21	28		

July 2020						
Mon		6	13	20	27	
Tue		7	14	21	28	
Wed	1	8	15	22	29	
Thu	2	9	16	23	30	
Fri	3	10	17	24	31	
Sat	4	11	18	25		
Sun	5	12	19	26		

August 2020						
Mon		3	10	17	24	31
Tue		4	11	18	25	
Wed		5	12	19	26	
Thu		6	13	20	27	
Fri		7	14	21	28	
Sat	1	8	15	22	29	
Sun	2	9	16	23	30	